Binex Exchange - Cryptocurrency Exchange Platform

Platform Type: Desktop Cryptocurrency Exchange

Key Features: Records module, transaction history, user management, reports, and analytics

Competitor Benchmarks: Bitfinex, Kraken

Product Overview

Platform Type: Desktop Cryptocurrency Exchange

Key Features: Records module, transaction history, user management, reports, and analytics

Competitor Benchmarks: Bitfinex, Kraken

Responsibility

- Conducted user research
- Designed wireframes
- Created low-to-high fidelity wireframes

Tools

- Figma
- Miro
- Adobe Suite
- Google Analytics

Problem Statement

Cryptocurrency exchanges often overwhelm users with complex interfaces and data, creating a barrier to entering adoption by beginners and frustrating expert traders.

Goals

- Simplify complex trading processes for novices.
- Provide powerful, customizable tools for advanced users.
- Enhance user engagement through rewards and real-time news updates.

Design Process

Empathize: Conduct research and map user pain points.
Define: Synthesize findings into clear goals.
Ideate: Brainstorm and sketch solutions.
Prototype: Design low and high-fidelity wireframes.
Test: Collect user feedback and refine designs.

Design Timeline

Target Audience

- Primary:
- Novice users entering the cryptocurrency market.
- Intermediate traders looking for advanced features.
- Secondary:
- Investors and financial analysts.

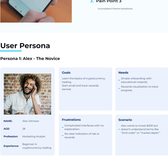

User Research

Quantitative Research:
- Conducted surveys (sample size: X users) to gauge preferences.
- Analyzed data to identify common frustrations and user complete trading features.

Qualitative Research:
- Interviews with 10+ users to understand workflows and frustrations.

Research Objectives
Understand user behaviors and expectations of cryptocurrency exchange users, focusing on both novice and experienced traders.

Research Methods

Surveys:
- Distributed an online survey with 30 participants to understand general attitudes towards cryptocurrency trading platforms.

Interviews:
- Conducted 20 in-depth interviews with:
  - 5 novice users (first-time traders)
  - 5 experienced traders (active users)

Observations:
- Observed user interactions with competitors like Bitfinex to identify usability challenges.

Key Findings

Novice Users:
- Feel overwhelmed by jargon and data-heavy dashboards.
- Lack of onboarding or educational materials.
- Desire simplified interfaces and clear visual cues/images for mistakes.

Expert Traders:
- Value fast, customizable dashboards and detailed analytics.
- Require seamless transitions between basic and advanced features.
- Frustrated by slow response times and lack of real-time updates.

Quantitative Insights

Metric	Novice Users	Expert Traders
Users by simplified UI	80%	40%
Need for tutorials/walk-outs	90%	10%
Prefer lightning mode	20%	70%

Pain Points

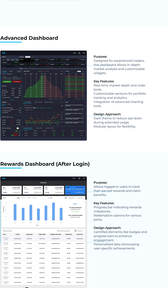

1. Pain Point 1

Overwhelming data clouds for beginners.

2. Pain Point 2

Lack of immediate access to trading history.

3. Pain Point 3

Inconsistent theme transitions.

User Persona

Persona 1: Alex - The Novice

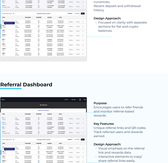

Goals
- Learn the basics of cryptocurrency trading.
- Start small and track rewards earned.

Needs
- Simple onboarding with tutorials/guides.
- Rewards visualization to track progress.

Quote: "I just want to start trading, but I'm afraid I'll make mistakes."

Frustrations
- Overwhelmed by complex charts and terminology.
- No clear indication of risk or rewards.

Scenario
Alex wants to invest $200 but doesn't understand the terms like "limit order" or "market depth."

Name: Alex Tennant
Age: 25
Profession: Marketing Analyst
Experience: 1 year in cryptocurrency trading

Persona 2: Ethan - The Expert

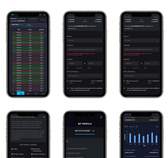

Goals
- Use advanced tools for real-time trade decisions.
- Maximize portfolio performance with analytics.

Needs
- Fast, customizable dashboards with real-time analytics.
- Reliable notifications for market movements.

Quote: "Every second counts—I need tools that keep up with my strategies."

Frustrations
- Slow platforms that miss key decision-making.
- Limited options for customization.

Scenario
Ethan needs to react quickly to price changes, requiring a smooth, lag-free trading dashboard.

Name: Ethan Carter
Age: 35
Profession: Financial Analyst
Experience: 7 years in cryptocurrency trading

Links

- Desktop mission link
  https://projects.invisionapp.com/share/jha9l3mmgc#/screens/browse
- Mobile mission link
  https://invis.io/VVWV66NX6

Basic Dashboard (Light Theme)

Purpose
Designed for beginner users, this dashboard provides a simplified interface with essential trading tools.

Key Features
Overview of account balance and recent activity.
Easy access to trusted options.
Informational tooltips to guide new users.
Customizable sections for portfolio tracking and analytics.
Integration of advanced charting tools.

Design Approach
Focus on clarity and usability.
Minimal clutter to reduce cognitive load for beginners.

Advanced Dashboard

Purpose
Designed for experienced traders, this dashboard allows in-depth analysis of trends and customizable widgets.

Key Features
Real-time market depth and order book.
Customizable widgets for portfolio tracking and analytics.
Integration of advanced charting tools.

Design Approach
Data-driven design with a clean, professional layout.
Modular layout for flexibility.

Rewards Dashboard (After Login)

Purpose
Designed to users to track their earned rewards and claim new ones.

Key Features
Progress bar indicating rewards milestones.
Information options for various points.

Design Approach
Gamified elements like badges and points system to boost engagement.
Clear visuals for showcasing user-specific achievements.

Wallet

Purpose
Designed for detailed overview of the user's cryptocurrency holdings.

Key Features
Multi-currency support in different tabs.
Recent deposit and withdrawal history.

Design Approach
Clean and intuitive design with separate sections for fiat and crypto balances.

Referral Dashboard

Purpose
Designed users to refer friends and monitor referral based rewards.

Key Features
Easy-to-share links and QR codes.
Track referred users and rewards earned.

Design Approach
Highlight the benefits of the referral link and rewards data.
Simple, user-friendly design used/ share referral links easily.

Mobile Screens

Key Takeaways

- Successful implementation of modular design for a diverse audience.
- Strengthened skills in gamification and modular dashboard creation.

Key Features

- Favorite Module: Simplified for new and existing users.
- Informed Trading: Comprehensive analytics and order tracking.
- Dark Mode: Improved UX in low-light environments.

Roadmap

Short Term
Mobile Version: Introduce multi-language support.
Long Term: AI-driven trade recommendations and mobile app extensions.

Thank you for viewing